

BUSEY AG SERVICES ON-FARM RESEARCH







2017



The Latest in: Commercial Corn Varieties, Replicated Hybrid Testing, and Commercial Soybeans.

Busey[®]
Your Dream. Our Promise.

FEATURING - CORN	
Commercial Corn Plot – Stonington IL (Carls)	265.0 Bushel Average
Commercial Corn Plot – Lexington IL (Dunahee)	256.4 Bushel Average
Commercial Corn Plot – LeRoy IL (Wey)	239.6 Bushel Average
Commercial Corn Plot – Ivesdale IL (Morris)	238.8 Bushel Average
Commercial Corn Plot – Forsyth IL (Schick)	229.9 Bushel Average
Commercial Corn Plot – Sullivan IL (Roney)	226.3 Bushel Average
Commercial Corn Plot – Dalton City IL (Lillpop)	223.8 Bushel Average

FEATURING - SOYBEANS	
Commercial Soybean Plot – Dalton City IL (Lillpop)	71.0 Bushel Average
Commercial Soybean Plot – Ivesdale IL (Morris)	68.9 Bushel Average
Commercial Corn Plot – LeRoy IL (Toohill)	64.7 Bushel Average
Commercial Soybean Plot – Weldon IL (Atteberry)	61.7 Bushel Average
Multi-Platform Soybean Plot – Sullivan IL (Warren)	75.1 Bushel Average
 Sullivan IL Round-Up Ready 2 Soybean Average	77.8 Bushel Average
 Sullivan IL Liberty Link Soybean Average	75.3 Bushel Average
 Sullivan IL RR2 Extend Soybean Average	74.7 Bushel Average
 Sullivan IL Conventional Soybean Average	73.2 Bushel Average

CONTENTS

Combined Commercial Corn Summary	4-5
Combined Commercial Soybean Summary	6
Historical Commercial Corn Consistency Data	7
Historical Commercial Soybean Consistency Data	8
Multi – Platform Soybean Plot Report	9
Individual Corn and Soybean Plot Reports	10-20

Price Assumptions

- Corn - \$3.40
- Beans - \$9.50
- Corn Drying - \$0.0325 per point to 15%

Acknowledgements

Van Horn and LeRoy Fertilizer.

Special Thanks to all participating seed companies, farm owners, and farm operators for their contribution of time and products for our research.

Champaign Office
3002 Windsor Rd.
Champaign, IL 61822
217.351.2744

Decatur Office
130 N. Water St.
Decatur, IL 62573
217.425.8275

LeRoy Office
301 E. Cedar St.
LeRoy, IL 61752
309.962.2311

2017 BUSEY AG SERVICES COMBINED COMMERCIAL CORN SUMMARY

	Stonington - Carls 29 Entries - Fungicide			Dalton City - Lillpop 24 Entries - No Fungicide			Sullivan - Roney 24 Entries - Fungicide			Ivesdale - Morris 22 Entries - No Fungicide			Lexington - Dunahee 30 Entries - Fungicide		
ALL ENTRIES ARE CORN FOLLOWING SOYBEANS UNLESS OTHERWISE NOTED															
REPLICATED VARIETIES	ADJ. YIELD	GROSS \$ -DRYING	RANK	ADJ. YIELD	GROSS \$ -DRYING	RANK	ADJ. YIELD	GROSS \$ -DRYING	RANK	ADJ. YIELD	GROSS \$ -DRYING	RANK	ADJ. YIELD	GROSS \$ -DRYING	RANK
Becks 5828 AMX (110)	243.10	\$772.93	23	203.40	\$644.62	19	224.70	\$739.83	6	227.90	\$760.10	16	246.90	\$814.55	20
Channel 210-26 STXRIB (110)	285.30	\$832.73	16	223.00	\$711.68	8	215.40	\$705.02	15	241.80	\$797.64	4			
Channel 216-36 STXRIB (116)	274.00	\$861.12	9	211.50	\$661.95	16	233.20	\$729.30	10	236.70	\$774.89	12	257.60	\$838.96	14
Croplan 5290 SSRIB (112)	232.90	\$714.04	25	201.50	\$630.66	21	200.20	\$627.34	21	254.50	\$842.08	1	248.30	\$814.42	21
Dekalb 60-87 GENSS (110)	272.50	\$873.50	7	227.40	\$722.20	7	230.90	\$746.01	4	252.30	\$839.79	2	250.40	\$823.58	18
Dekalb 62-52 GENSS (112)	253.10	\$797.26	20	231.90	\$740.27	4	234.40	\$745.89	5	237.50	\$782.08	10	264.50	\$873.59	7
Dekalb 64-34 GENSS (114) CHECK	265.70	\$840.89	15	225.60	\$700.18	11	232.30	\$737.59	8	242.90	\$795.58	5	268.40	\$876.92	6
Dekalb 66-74 GENSS (116)	274.60	\$860.41	10	230.00	\$710.33	9	230.60	\$715.11	12	240.20	\$787.78	6	261.80	\$859.41	10
LG 5618 STX (112)	276.90	\$894.53	3	236.50	\$762.44	2	235.40	\$738.29	7	235.80	\$774.06	13	272.20	\$889.08	3
LG 5643 STX (114)	274.30	\$860.39	11	212.10	\$656.35	17	222.90	\$696.34	16	232.40	\$761.61	15	257.80	\$851.36	11
LG 5650 STX (115)	270.40	\$847.16	14	212.00	\$656.17	18	248.50	\$773.88	1	232.40	\$757.52	17	260.50	\$848.48	12
Pioneer 1197 AMXT (111)	258.60	\$815.26	19	229.70	\$727.13	6	213.80	\$673.27	19	249.90	\$825.18	3	263.20	\$866.75	8
Pioneer 1311 AMXT (113)	268.30	\$848.45	13	210.90	\$670.43	14	201.90	\$628.10	20	223.80	\$735.46	19	256.40	\$840.26	13
Pfister 71C1 SSR (111)	280.90	\$889.44	4	218.90	\$683.71	13	225.10	\$712.63	13	241.30	\$785.97	7	257.30	\$836.35	16
Stone 6368 STX (113)	287.70	\$915.38	1	258.50	\$805.07	1	246.90	\$763.16	2	240.80	\$781.18	11	274.90	\$894.62	2
Titan Pro 68-14 SSRIB (114)	258.80	\$823.60	18	208.40	\$640.25	20	222.90	\$694.05	17	231.90	\$756.88	18	236.10	\$772.98	23
Wyffels 7696 VT2PRIB (113)	274.10	\$855.28	12	236.00	\$731.89	5	236.40	\$736.27	9	240.90	\$783.68	8	276.70	\$905.83	1
Wyffels 8268 SSRIB (116)	280.70	\$888.80	5	245.10	\$741.87	3	242.30	\$752.24	3	241.40	\$783.05	9	256.70	\$836.85	15
Wyffels 8918 SSRIB (116)	252.30	\$779.02	22	230.00	\$696.14	12	227.80	\$722.56	11	236.30	\$769.77	14	244.70	\$796.12	22
ADDITIONAL VARIETIES															
Agrigold A639-41 STXRIB (109)	233.30	\$734.97	24												
Agrigold A641-78 STXRIB (111)	278.50	\$898.81	2												
Becks 6076 SX (110)	245.30	\$792.70	21												
Becks 6489SX (114)	274.00	\$886.13	6										269.50	\$883.96	5
Burrus 3H85 AMX (107)															
Burrus 6P75 AMX (113)															
Channel 212-10 STXRIB (112)															
Channel 213-19 STXRIB (113)													249.40	\$814.78	19
Channel 214-45 STXRIB (114)													263.30	\$860.29	9
Channel 215-75 STXRIB (115)													255.40	\$835.96	17
Croplan 4895 SSRIB (108)	261.00	\$830.41	17												
Croplan 5678 SSRIB (116)	276.60	\$871.98	8												
Croplan X1711															
Dekalb 63-21 GENSS (113)													269.60	\$886.70	4
Golden Harvest 10T63 3122EZ (110)															
Golden Harvest 12W66 3200EZ (112)															
LG 5606 STX (111)				224.70	\$708.53	10									
Moews 3629 GENSSR (110)															
Moews 3808 GENSSR (114)															
Munson 7252 SSRIB (112)				214.20	\$670.41	15	219.20	\$707.39	14						
Pfister 72C6 SSR (112)															
Pfister 2874 SSR (113)															
Pfister 2770 SSR (113)															
Titan Pro 74-12 SSRIB (112)							213.50	\$677.98	18						
Wyffels 6898 SSRIB (112)															
Wyffels 7578 SSRIB (113)															
Wyffels 7976 VT2PRIB (113)															

Individual plots reflect how each entry finished in that respective plot, however checks are reflected as an average of the number of times it was replicated in the plot, therefore each numeral may not be represented on the individual plot.

2017 BUSEY AG SERVICES COMBINED COMMERCIAL CORN SUMMARY - CONTINUED

Forsyth - Schick 28 Entries - No Fungicide				LeRoy - Wey 49 Entries - No Fungicide			Combined Averages of 7 Plots			Replicated Varieties Listed by Rank			
ALL ENTRIES ARE CORN FOLLOWING SOYBEANS UNLESS OTHERWISE NOTED													
REPLICATED VARIETIES	ADJ. YIELD	GROSS \$ -DRYING RANK		ADJ. YIELD	GROSS \$ -DRYING RANK		ADJ. YIELD	GROSS \$ -DRYING RANK		Variety	ADJ. YIELD	GROSS \$ -DRYING RANK	
Becks 5828 AMX (110)	225.00	\$758.32	15	226.90	\$760.39	35	228.27	\$750.11	17	Stone 6368 STX (113)	259.99	\$835.69	1
Channel 210-26 STXRIB (110)	241.30	\$813.47	3				241.36	\$772.11	13	Wyffels 7696 VT2PRIB (113)	252.74	\$814.35	2
Channel 216-36 STXRIB (116)	231.20	\$774.81	11				240.70	\$773.51	11	LG 5618 STX (112)	247.96	\$807.79	3
Croplan 5290 SSRIB (112)	230.30	\$771.74	12	212.30	\$707.39	37	225.71	\$729.67	19	Dekalb 60-87 GENSS (110)	242.70	\$795.61	4
Dekalb 60-87 GENSS (110)	231.00	\$776.26	10	234.40	\$787.93	26	242.70	\$795.61	4	Wyffels 8268 SSRIB (116)	248.27	\$794.51	5
Dekalb 62-52 GENSS (112)	236.50	\$794.23	5	243.60	\$811.46	17	243.07	\$792.11	6	Dekalb 62-52 GENSS (112)	243.07	\$792.11	6
Dekalb 64-34 GENSS (114) CHECK	233.50	\$782.65	9	241.40	\$796.01	23	244.26	\$789.97	7	Dekalb 63-34 GENSS (114) CHECK	244.26	\$789.97	7
Dekalb 66-74 GENSS (116)	233.70	\$785.32	7	234.30	\$766.97	34	243.60	\$783.62	9	Pioneer 1197 AMXT (111)	242.20	\$788.14	8
LG 5618 STX (112)	238.00	\$798.24	4	240.90	\$797.90	22	247.96	\$807.79	3	Dekalb 66-74 GENSS (116)	243.60	\$783.62	9
LG 5643 STX (114)	235.10	\$793.18	6	233.90	\$771.73	33	238.36	\$770.14	14	LG 5650 STX (115)	241.91	\$776.63	10
LG 5650 STX (115)	225.70	\$752.57	18	243.90	\$800.64	21	241.91	\$776.63	10	Channel 216-36 STXRIB (116)	240.70	\$773.51	11
Pioneer 1197 AMXT (111)	233.40	\$783.01	8	246.80	\$826.38	12	242.20	\$788.14	8	Pfister 71C1 SSR (111)	239.74	\$773.43	12
Pioneer 1311 AMXT (113)	223.90	\$749.00	19	236.80	\$782.95	27	231.71	\$750.66	16	Channel 210-26 STXRIB (110)	241.36	\$772.11	13
Pfister 71C1 SSR (111)	225.50	\$754.98	17	229.20	\$750.93	36	239.74	\$773.43	12	LG 5643 STX (114)	238.36	\$770.14	14
Stone 6368 STX (113)	252.80	\$845.65	1	258.30	\$844.74	6	259.99	\$835.69	1	Wyffels 8918 SSRIB (116)	237.30	\$759.31	15
Titan Pro 68-14 SSRIB (114)	217.10	\$723.93	23	251.80	\$829.23	11	232.43	\$748.70	18	Pioneer 1311 AMXT (113)	231.71	\$750.66	16
Wyffels 7696 VT2PRIB (113)	249.70	\$839.90	2	255.40	\$847.57	5	252.74	\$814.35	2	Becks 5828 AMX (110)	228.27	\$750.11	17
Wyffels 8268 SSRIB (116)	226.60	\$755.70	16	245.10	\$803.08	20	248.27	\$794.51	5	Titan Pro 68-14 SSRIB (114)	232.43	\$748.70	18
Wyffels 8918 SSRIB (116)	221.10	\$740.19	21	248.90	\$811.34	18	237.30	\$759.31	15	Croplan 5290 SSRIB (112)	225.71	\$729.67	19
ADDITIONAL VARIETIES													
Agrigold A639-41 STXRIB (109)							233.30	\$734.97	NR				
Agrigold A641-78 STXRIB (111)							278.50	\$898.81	NR				
Becks 6076 SX (110)				268.10	\$881.07	3	256.70	\$836.89	NR				
Becks 6489SX (114)				255.90	\$843.47	8	266.47	\$871.19	NR				
Burrus 3H85 AMX (107)				247.20	\$814.07	15	247.20	\$814.07	NR				
Burrus 6P75 AMX (113)				245.60	\$807.80	19	245.60	\$807.80	NR				
Channel 212-10 STXRIB (112)	215.10	\$720.88	24	238.10	\$782.31	28	226.60	\$751.60	NR				
Channel 213-19 STXRIB (113)	216.20	\$728.91	22	235.70	\$778.25	29	233.77	\$773.98	NR				
Channel 214-45 STXRIB (114)	227.80	\$765.71	14	238.50	\$792.40	24	243.20	\$806.13	NR				
Channel 215-75 STXRIB (115)	221.90	\$745.64	20				238.65	\$790.80	NR				
Croplan 4895 SSRIB (108)				254.40	\$843.30	9	257.70	\$836.86	NR				
Croplan 5678 SSRIB (116)				261.10	\$862.22	4	268.85	\$867.10	NR				
Croplan X1711				256.10	\$841.45	10	256.10	\$841.45	NR				
Dekalb 63-21 GENSS (113)							269.60	\$886.70	NR				
Golden Harvest 10T63 3122EZ (110)				256.30	\$843.96	7	256.30	\$843.96	NR				
Golden Harvest 12W66 3200EZ (112)				250.70	\$826.20	13	250.70	\$826.20	NR				
LG 5606 STX (111)							224.70	\$708.53	NR				
Moews 3629 GENSSR (110)				231.70	\$777.30	30	231.70	\$777.30	NR				
Moews 3808 GENSSR (114)				271.60	\$894.21	2	271.60	\$894.21	NR				
Munson 7252 SSRIB (112)							216.70	\$688.90	NR				
Pfister 72C6 SSR (112)				248.20	\$813.23	16	248.20	\$813.23	NR				
Pfister 2874 SSR (113)				250.10	\$819.60	14	250.10	\$819.60	NR				
Pfister 2770 SSR (113)				241.50	\$789.58	25	241.50	\$789.58	NR				
Titan Pro 74-12 SSRIB (112)	229.30	\$771.48	13				221.40	\$724.73	NR				
Wyffels 6898 SSRIB (112)				278.40	\$907.80	1	278.40	\$907.80	NR				
Wyffels 7578 SSRIB (113)				235.20	\$775.17	32	235.20	\$775.17	NR				
Wyffels 7976 VT2PRIB (113)				232.70	\$776.22	31	232.70	\$776.22	NR				

Individual plots reflect how each entry finished in that respective plot, however checks are reflected as an average of the number of times it was replicated in the plot, therefore each numeral may not be represented on the individual plot.

2017 BUSEY AG SERVICES COMBINED COMMERCIAL SOYBEAN SUMMARY

	Dalton City - Lillpop 17 Entries			Sullivan - Warren 22 Entries Multi - Platform Trial			Ivesdale - Morris 16 Entries			Weldon - Atteberry 21 Entries			Le Roy - Toohill 23 Entries			Combined Averages of 5 Plots		
	ADJ. YIELD	GROSS \$ -DRYING	RANK	ADJ. YIELD	GROSS \$ -DRYING	RANK	ADJ. YIELD	GROSS \$ -DRYING	RANK	ADJ. YIELD	GROSS \$ -DRYING	RANK	ADJ. YIELD	GROSS \$ -DRYING	RANK	ADJ. YIELD	GROSS \$ -DRYING	RANK
REPLICATED VARIETIES																		
Asgrow 36X6 (3.6)	72.00	\$684.38	3	78.60	\$747.01	3	70.90	\$673.43	2	57.60	\$547.55	11	65.70	\$624.61	7	68.96	\$655.40	5
Becks 3779X2 (3.7)	67.50	\$641.23	12	74.20	\$704.91	13	68.10	\$646.93	9	51.70	\$491.25	17	61.80	\$587.12	18	64.66	\$614.29	10
Channel 3417R2X (3.4)	70.90	\$673.80	9				69.20	\$657.55	6				66.00	\$626.58	5	68.70	\$652.64	6
Channel 3617R2X (3.6)	70.10	\$666.26	10				65.60	\$622.96	10	60.60	\$575.57	7	63.90	\$607.27	13	65.05	\$618.02	9
Channel 3917R2X (3.9)	73.80	\$701.11	1				72.30	\$686.42	1	74.40	\$706.78	1	64.10	\$608.71	12	71.15	\$675.76	1
Croplan RX3450 (3.4)	71.80	\$682.33	5				69.00	\$655.65	7							70.40	\$668.99	2
LG 3550RX (3.5)	71.40	\$678.46	6	78.10	\$741.93	6	70.40	\$668.36	4	64.40	\$612.12	6	65.50	\$622.53	8	69.96	\$664.68	4
LG 3775RX (3.7)	71.80	\$682.39	4				70.10	\$665.53	5	57.20	\$543.69	14				66.37	\$630.54	7
Pioneer 36T36X (3.6)	68.90	\$654.73	11	71.70	\$681.41	16	64.60	\$613.56	11	57.30	\$544.02	12	55.80	\$529.82	19	63.66	\$604.71	11
Pioneer 38A96X (3.8)	71.00	\$674.82	7				68.90	\$654.81	8							69.95	\$664.82	3
Stone 2RX4116 (4.1)	71.00	\$674.22	8				70.50	\$669.28	3	59.50	\$564.99	8	62.80	\$596.25	14	65.95	\$626.19	8
ADDITIONAL VARIETIES																		
Asgrow 33X8 (3.3)																		
Asgrow 3832R2 (3.8)				78.70	\$747.19	2				57.70	\$548.13	10	62.50	\$593.34	15	60.10	\$570.74	NR
Asgrow 3956 CONV (3.9)				72.80	\$691.34	14										78.70	\$747.19	NR
Becks 366L4 (3.6)				77.10	\$732.45	8										72.80	\$691.34	NR
Burrus 35C7GT (3.5)																77.10	\$732.45	NR
Burrus 36A1X (3.6)																		
Channel 3709R2 (3.7)				76.90	\$730.56	9				57.20	\$543.82	13	64.20	\$610.32	11	64.20	\$610.32	NR
Credenz 3234LL (3.2)				74.40	\$706.41	12							64.70	\$614.44	10	60.95	\$579.13	NR
Credenz 3601LL (3.6)				78.10	\$742.28	5										76.90	\$730.56	NR
Credenz 3841LL (3.8)				76.70	\$728.79	10										74.40	\$706.41	NR
Croplan RX3556 (3.5)																78.10	\$742.28	NR
Croplan 3900LL (3.9)				71.80	\$681.87	15				67.80	\$643.91	3	69.80	\$663.36	2	76.70	\$728.79	NR
Emerge 389YC CONV (3.8)				74.60	\$708.94	11										68.80	\$653.64	NR
Emerge 38653 CONV (3.8)				67.10	\$637.32	18										71.80	\$681.87	NR
Golden Harvest 2788X (2.7)																74.60	\$708.94	NR
Golden Harvest 2981X (2.9)										74.00	\$702.95	2				67.10	\$637.32	NR
Golden Harvest 3985X (3.9)													71.80	\$682.40	1	74.00	\$702.95	NR
LG 3138LL (3.1)				69.30	\$658.63	17				58.50	\$555.29	9	62.00	\$589.31	16	71.80	\$682.40	NR
LG 3776LL (3.7)				79.40	\$754.71	1										60.25	\$572.30	NR
LG 3989R2 (3.9)	72.70	\$690.37	2													69.30	\$658.63	NR
Pfister 32R201 (3.2)										56.10	\$532.81	16	68.90	\$654.87	3	79.40	\$754.71	NR
Pfister 35R201 (3.5)										56.90	\$540.85	15	65.90	\$626.44	6	72.70	\$690.37	NR
Pioneer 33T60 CONV (3.3)				78.30	\$743.89	4										62.50	\$593.84	NR
Pioneer 34T07R2 (3.4)				77.80	\$739.40	7										61.40	\$583.65	NR
Pioneer 39A98X (3.9)																78.30	\$743.89	NR
Pioneer 40A47X (4.0)																77.80	\$739.40	NR
Sun Prairie 31RX6 (3.1)										66.40	\$631.25	5	64.80	\$615.31	9	65.60	\$623.28	NR
Sun Prairie 35RX6 (3.5)										66.90	\$635.62	4				66.90	\$635.62	NR
													68.10	\$647.15	4	68.10	\$647.15	NR
													61.90	\$587.90	17	61.90	\$587.90	NR

Individual plots reflect how each entry finished in that respective plot, however checks are reflected as an averaged of the number of times it was replicated in the plot.

2017 Busey Ag Services Replicated Corn Trial Consistency Chart

Hybrid	Maturity	Plots	Years	% of time Above Plot	AVG. Bushels Above
				Average	The Average
LG 5618 STX	112	41	5	85.37%	12.5
Pfister 2770 STX	113	15	4	53.33%	7.59
Becks 5828 AMX	110	20	3	15.00%	7.5
Channel 214-45 STX	114	23	3	56.52%	7.45
Pioneer 1197 AMXT	111	27	3	55.56%	11.01
Pioneer 1311 AMXT	113	27	3	37.04%	9.8
Becks 6076	110	5	2	60.00%	25.03
Burrus 6P75 AMX	113	2	2	100.00%	6.75
Dekalb 64-34 GENSS	114	44	2	68.18%	11.32
Dekalb 66-74 GENSS	116	9	2	66.67%	3.77
LG 5650 STX	115	10	2	60.00%	9.03
Titan Pro 68-14 STX	114	9	2	33.33%	12.4
Wyffels 7696 VT2P	113	8	2	88.00%	10.81
Agrigold 639-41 STX	109	1	1	0.00%	/
Agrigold 641-78 STX	111	1	1	100.00%	19.2
Becks 6489 SX	114	3	1	100.00%	14.7
Burrus 3H85 AMX	107	1	1	100.00%	7.6
Channel 210-26 STX	110	5	1	40.00%	7.2
Channel 212-10 STX	112	2	1	0.00%	/
Channel 213-19 STX	113	3	1	0.00%	/
Channel 215-75 STX	115	2	1	0.00%	/
Channel 216-36 STX	116	6	1	50.00%	3.9
Croplan 4895 SS	108	2	1	100.00%	8.4
Croplan 5290 SS	112	7	1	28.57%	8.05
Croplan 5678 SS	116	2	1	100.00%	19.4
Croplan X1711		1	1	100.00%	16.5
Dekalb 60-87 GENSS	110	7	1	71.43%	9.64
Dekalb 62-52 GENSS	112	7	1	71.43%	5.34
Dekalb 63-21 GENSS	113	1	1	100.00%	13.2
Golden Harvest 10T63 EZ	110	1	1	100.00%	16.7
Golden Harvest 12W66 EZ	112	1	1	100.00%	11.1
LG 5606 STX	111	1	1	100.00%	2
LG 5643 STX	114	7	1	42.86%	3.5
Moews 3629 SS	110	1	1	0.00%	/
Moews 3808 SS	114	1	1	100.00%	32
Munson 7252 SS	112	2	1	0.00%	/
Pfister 71C1 SSR	111	7	1	71.43%	6.06
Pfister 72C6 SSR	112	1	1	100.00%	8.6
Pfister 2874 SSR	113	1	1	100.00%	10.5
Stone 6368 STX	113	7	1	100.00%	18
Titan Pro 74-12 SSRIB	112	2	1	0.00%	/
Wyffels 6898 SS	112	1	1	100.00%	38.8
Wyffels 7578 SS	113	1	1	0.00%	/
Wyffels 7976 VT2P	113	1	1	0.00%	/
Wyffels 8268 SS	116	7	1	85.71%	7.67
Wyffels 8918 SS	116	7	1	28.57%	5.45

2017 Busey Ag Services Replicated Soybean Trial Consistency Chart

Hybrid	Maturity	Plots	Years	% of time Above Plot	
				Average	AVG. Bushels Above The Average
Asgrow 3832 R2	3.8	30	4	80.00%	1.4
LG 3989 R2	3.9	12	4	75.00%	2.8
Pioneer 34T07 R2	3.4	12	4	83.33%	3.6
Channel 3709 R2	3.7	9	3	88.00%	3.3
Asgrow 36X6	3.6	36	2	77.78%	2.4
Channel 3417R2X	3.4	4	2	100.00%	1.7
Channel 3617R2X	3.6	6	2	33.33%	0.9
Channel 3917R2X	3.9	6	2	66.66%	4.7
LG C3550RX	3.5	6	2	100.00%	2.9
Pioneer 36T36X	3.6	7	2	0.00%	/
Stone 2RX4116	4.1	5	2	40.00%	2.6
Asgrow 33X8	3.3	2	1	0.00%	/
Asgrow 3956 CONV	3.9	1	1	0.00%	/
Becks 366L4	3.6	1	1	100.00%	2.0
Becks 3779X2	3.7	5	1	0.00%	/
Burrus 35C7 GT	3.5	1	1	0.00%	/
Burrus 36A1X	3.6	2	1	0.00%	/
Credenz 3234 LL	3.2	1	1	0.00%	/
Credenz 3601 LL	3.6	1	1	100.00%	3.0
Credenz 3841 LL	3.8	1	1	100.00%	1.6
Croplan RX3450	3.4	2	1	100.00%	1.1
Croplan RX3556	3.5	2	1	100.00%	5.6
Croplan 3900 LL	3.9	1	1	0.00%	/
Emerge 389 YC	3.8	1	1	0.00%	/
Emerge 38653 CONV	3.8	1	1	0.00%	/
Golden Harvest 2788X	2.7	1	1	100.00%	12.3
Golden Harvest 2981X	2.9	1	1	100.00%	7.1
Golden Harvest 3985X	3.9	2	1	0.00%	/
LG 3138 LL	3.1	1	1	0.00%	/
LG 3775RX	3.7	3	1	33.33%	1.2
LG 3776 LL	3.7	1	1	100.00%	4.3
Pfister 32R201	3.2	2	1	50.00%	4.2
Pfister 35R201	3.5	2	1	50.00%	1.5
Pioneer 33T60 CONV	3.3	1	1	100.00%	3.2
Pioneer 38A96X	3.8	2	1	0.00%	/
Pioneer 39A98X	3.9	2	1	50.00%	4.7
Pioneer 40A47X	4.0	1	1	100.00%	5.2
Sun Prairie 31RX6	3.1	1	1	100.00%	3.4
Sun Prairie 35RX6	3.5	1	1	0.00%	/

Busey Ag Services

Replicated Soybean Trials - Multi Platform

OPERATOR	Derrick Warren	PLANTED:	5/17/2017	INCOME ASSUMPTIONS
LOCATION:	Sullivan, IL	HARVESTED:	9/29/2017	
FARM:	Winifred Titus Sentel Trust	PLANTING RATE:	140,000	SOY PRICE PER BUSHEL: \$9.50
GPS COORDINATES:	Planted West to East (Staked in Row 4)	PREVIOUS CROP:	Corn	DRYING COST PER BUSHEL: N/A
		TILLAGE SYSTEM:	Conventional	

Company	Entry/Maturity	ROWS	LENGTH	WEIGHT	MOISTURE	YIELD	ADJ/YIELD	RANK	ADJUSTED \$/ACRE	INCOME RANK
BORDER										
ASGROW 36X6		6	540	844	11.30	77.1			\$732.69	11
LG	3138 LL	6	538.57	746	11.70	68.0	69.3	16	\$658.63	21
Credenz	3234 LL	6	537.14	798	11.70	73.0	74.4	11	\$706.41	16
Pioneer	33T60 CONV	6	535.71	840	11.90	76.9	78.3	3	\$743.89	6
Pioneer	34T07 R2	6	534.28	828	11.40	76.4	77.8	6	\$739.40	9
ASGROW 36X6		6	532.85	832	11.10	77.2			\$733.62	10
LG	3550 RX	6	531.42	838	11.30	77.8	78.1	5	\$741.93	8
Becks	366 L4	6	529.99	826	11.40	76.8	77.1	7	\$732.45	12
Credenz	3601 LL	6	528.56	832	11.10	77.8	78.1	4	\$742.28	7
Pioneer	36T36 X	6	527.13	760	10.90	71.5	71.7	15	\$681.41	20
ASGROW 36X6		6	525.7	840	10.60	79.5			\$754.97	3
Becks	3779 X2	6	524.27	798	11.40	75.0	74.2	12	\$704.91	17
Channel	3709 R2	6	522.84	822	11.10	77.8	76.9	8	\$730.56	13
LG	3776 LL	6	521.41	844	10.80	80.3	79.4	1	\$754.71	4
Asgrow	3832 R2	6	519.98	838	11.30	79.5	78.7	2	\$747.19	5
Asgrow 36X6		6	518.55	834	11.10	79.5			\$755.66	2
Credenz	3841 LL	6	517.12	810	10.80	77.7	76.7	9	\$728.79	14
Emerge	389 YC CONV	6	515.69	784	10.60	75.6	74.6	10	\$708.94	15
Emerge	38653 CONV	6	514.26	706	11.00	68.0	67.1	17	\$637.32	22
Asgrow	3956 CONV	6	512.83	762	10.80	73.7	72.8	13	\$691.34	18
Croplan	3900 LL	6	511.4	752	11.10	72.7	71.8	14	\$681.87	19
Asgrow 36X6		6	510	822	11.00	79.8			\$758.13	1
BORDER										

CHECK AVERAGE					11.02	78.6			\$747.01	5.4
PLOT AVERAGE					11.15	76.0	75.1		\$721.23	
EXTEND AVERAGE						77.2	74.7		\$732.91	
RR2 AVERAGE						77.9	77.8		\$739.05	
NON-GMO AVERAGE						73.5	73.2		\$695.37	
LIBERTY AVERAGE						75.2	75.3		\$715.02	

Busey Ag Services

Replicated Corn Trials

OPERATOR: Rob Carls	PLANTED: 4/13/2017	INCOME ASSUMPTIONS
LOCATION: Stonington Illinois	HARVESTED: 9/20/2017	
FARM: Owen Heirs West	PLANTING RATE: 36,000	CORN PRICE PER BUSHEL: \$3.40
GPS COORDINATES: 39°41'31" N 89°16'12" W	PREVIOUS CROP: Soy	DRYING COST PER BUSHEL: \$0.0325 per point to 15%
Planted South to North	TILLAGE SYSTEM: Conventional	

Company	Entry/Maturity	ROWS	LENGTH	WEIGHT	MOISTURE	YIELD	ADJ/YIELD	RANK	ADJUSTED \$/ACRE	INCOME RANK
BORDER										
Dekalb 64-34 GENSS	CHECK (114)	8	500	3656	19.50	269.3			\$876.33	7
Becks	5828 AMX (110)	8	500	3358	21.80	240.3	243.1	22	\$772.93	28
Channel	210-26 STXRIB (110)	8	500	3504	20.40	255.2	258.3	18	\$832.73	19
Dekalb	60-87 GENSS (110)	8	500	3726	21.00	269.4	272.5	12	\$873.50	8
Pioneer	1197 AMXT (111)	8	500	3608	22.60	255.6	258.6	17	\$815.26	23
Pfister	71C1 SSR (111)	8	500	3900	22.20	277.7	280.9	2	\$889.44	4
Croplan	5290 SSRIB (112)	8	500	3368	25.30	230.2	232.9	24	\$714.04	30
Dekalb 64-34 GENSS	CHECK (114)	8	500	3600	22.30	256.0			\$809.60	24
Dekalb	62-52 GENSS (112)	8	500	3494	22.70	247.2	253.1	19	\$797.26	25
LG	5618 STX (112)	8	500	3702	20.20	270.3	276.9	5	\$894.53	3
Pioneer	1311 AMXT (113)	8	500	3684	22.30	262.0	268.3	14	\$848.45	15
Stone	6368 STX (113)	8	500	3920	21.70	280.9	287.7	1	\$915.38	1
Wyffels	7696 VT2PRIB (113)	8	500	3828	23.60	267.6	274.1	9	\$855.28	14
LG	5643 STX (114)	8	500	3806	23.10	267.8	274.3	8	\$860.39	13
Dekalb 64-34 GENSS	CHECK (114)	8	500	3752	23.40	263.0			\$822.43	22
Titan Pro	68-14 SSRIB (114)	8	500	3600	21.70	258.0	258.8	16	\$823.60	21
LG	5650 STX (115)	8	500	3834	23.20	269.5	270.4	13	\$847.16	16
Channel	216-36 STX (116)	8	500	3870	22.90	273.1	274.0	11	\$861.12	11
Dekalb	66-74 GENSS (116)	8	500	3894	23.20	273.7	274.6	7	\$860.41	12
Wyffels	8268 SSRIB (116)	8	500	3930	22.20	279.8	280.7	3	\$888.80	5
Wyffels	8918 SSRIB (116)	8	500	3644	24.60	251.4	252.3	20	\$779.02	27
Dekalb 64-34 GENSS	CHECK (114)	8	500	3800	23.30	266.7			\$834.91	18
Croplan	4895 SSRIB (108)	8	500	3720	21.90	265.9	261.5	15	\$830.41	20
Becks	6076SX (110)	8	500	3416	20.20	249.5	245.3	21	\$792.70	26
Becks	6489SX (114)	8	500	3810	20.10	278.6	274.0	10	\$886.13	6
Croplan	5678 SSRIB (116)	8	500	3970	22.60	281.2	276.6	6	\$871.98	9
Agrigold	A639-41 STXRIB (109)	8	500	3354	22.70	237.3	233.3	23	\$734.97	29
Agrigold	A641-78 STXRIB (111)	8	500	3882	20.30	283.1	278.5	4	\$898.81	2
Dekalb 64-34 GENSS	CHECK (114)	8	500	3874	22.80	273.7			\$861.16	10
BORDER										
CHECK AVERAGE					22.26	265.7			\$840.89	
PLOT AVERAGE					22.20	263.9	265.0		\$839.61	

Busey Ag Services

Replicated Corn Trials

OPERATOR	Brian Dunahee	PLANTED:	4/21/2017	INCOME ASSUMPTIONS
LOCATION:	Lexington IL	HARVESTED:	10/27/2017	
FARM:	Kahle Farms	PLANTING RATE:	35000	CORN PRICE PER BUSHEL: \$3.40
GPS COORDINATES:	Sec. 31, Township 26 N, Range 5 E	PREVIOUS CROP:	Soy	DRYING COST PER BUSHEL: \$0.0325 per point to 15%
		TILLAGE SYSTEM:	Conventional	

Company	Entry/Maturity	ROWS	LENGTH	WEIGHT	MOISTURE	YIELD	ADJ/YIELD	RANK	ADJUSTED \$/ACRE	INCOME RANK
BORDER										
Dekalb 64-34 GENSS	CHECK (114)	8	518	3824	18.6	275.0			\$902.68	2
Becks	5828 AMX (110)	8	518	3494	18.1	252.8	246.9	20	\$814.55	27
Dekalb	60-87 GENSS (110)	8	518	3514	18.4	253.3	250.4	17	\$823.58	25
Pioneer	1197 AMXT (111)	8	518	3690	18.3	266.3	263.2	8	\$866.75	13
Dekalb 64-34 GENSS	CHECK (114)	8	518	3748	19.0	268.2			\$876.91	10
Croplan	5290 SSRIB (112)	8	518	3490	18.7	250.6	248.3	19	\$814.42	28
Dekalb	62-52 GENSS (112)	8	518	3686	18.0	267.0	264.5	6	\$873.59	12
LG	5618 STX (112)	8	518	3844	19.1	274.7	272.2	3	\$889.08	5
Dekalb 64-34 GENSS	CHECK (114)	8	518	3830	19.1	273.7			\$894.10	4
Channel	213-19 STXRIB (113)	8	518	3524	19.1	251.8	249.4	18	\$814.78	26
Pioneer	1311 AMXT (113)	8	518	3610	18.8	258.9	256.4	15	\$840.26	19
Pfister	71C1 SSR (111)	8	518	3658	19.6	259.8	257.3	13	\$836.35	23
Dekalb 64-34 GENSS	CHECK (114)	8	518	3760	19.2	268.4			\$875.80	11
Stone	6368 STX (113)	8	518	3878	19.5	275.8	274.9	2	\$894.62	3
Becks	6489	8	518	3764	18.7	270.3	269.5	5	\$883.96	7
Channel	214-45 STXRIB (114)	8	518	3696	19.1	264.1	263.3	7	\$860.29	15
Dekalb 64-34 GENSS	CHECK (114)	8	518	3784	19.2	270.1			\$881.39	8
LG	5643 STX (114)	8	518	3578	18.0	259.2	257.8	11	\$851.36	17
Titan Pro	68-14 SSRIB (114)	8	518	3314	18.9	237.4	236.1	22	\$772.98	30
Wyffels	8268 SSRIB (116)	8	518	3620	19.3	258.0	256.7	14	\$836.85	22
Dekalb 64-34 GENSS	CHECK (114)	8	518	3778	19.2	269.6			\$879.99	9
LG	5650 STX (115)	8	518	3590	19.4	255.6	260.5	10	\$848.48	18
Dekalb	66-74 GENSS (116)	8	518	3572	18.6	256.8	261.8	9	\$859.41	16
Wyffels	8918 SSRIB (116)	8	518	3376	19.5	240.1	244.7	21	\$796.12	29
Dekalb 64-34 GENSS	CHECK (114)	8	518	3602	19.2	257.1			\$838.99	20
Channel	215-75 STXRIB (115)	8	518	3470	18.9	248.6	255.4	16	\$835.96	24
Dekalb	63-21GENSS (113)	8	518	3640	18.4	262.4	269.6	4	\$886.70	6
Wyffels	7696 VT2PRIB (113)	8	518	3760	18.9	269.4	276.7	1	\$905.83	1
Dekalb 64-34 GENSS	CHECK (114)	8	518	3724	19.3	265.5			\$865.48	14
Channel	216-36 STX (116)	8	518	3578	19.4	254.7	257.6	12	\$838.96	21
BORDER										
CHECK AVERAGE					19.10	268.4			\$876.92	9.75
PLOT AVERAGE					18.92	261.2	256.4		\$855.34	

Busey Ag Services

Replicated Corn Trials

OPERATOR: Matt Wey
LOCATION: Le Roy IL
FARM: Oak Grove Cemetary Association
GPS COORDINATES: Sec. 10, Township 22 N, Range 4 E

PLANTED: 4/24/2017
HARVESTED: 11/1/2017
PLANTING RATE: 36000
PREVIOUS CROP: Soy
TILLAGE SYSTEM: Conventional

INCOME ASSUMPTIONS
CORN PRICE PER BUSHEL: \$3.40
DRYING COST PER BUSHEL: \$0.0325 per point to 15%

Company	Entry/Maturity	ROWS	LENGTH	WEIGHT	MOISTURE	YIELD	ADJ/YIELD	RANK	ADJUSTED \$/ACRE	INCOME RANK
BORDER										
Dekalb 64-34 GENSS	CHECK (114)	8	708	4300	17.2	230.1			\$765.89	42
Becks	5828 AMX (110)	8	708	4242	16.5	228.9	226.9	35	\$760.39	44
Dekalb	60-87 GENSS (110)	8	708	4282	16.2	231.9	234.4	29	\$787.93	32
Pioneer	1197 AMXT (111)	8	708	4530	16.6	244.2	246.8	17	\$826.38	15
Dekalb 64-34 GENSS	CHECK (114)	8	708	4642	17.5	247.5			\$821.39	17
Croplan	5290 SSRIB (112)	8	708	4228	17.1	226.5	212.3	36	\$707.39	49
Dekalb	62-52 GENSS (112)	8	708	4850	17.1	259.8	243.6	21	\$811.46	22
LG	5618 STX (112)	8	708	4832	17.7	257.0	240.9	23	\$797.90	28
Dekalb 64-34 GENSS	CHECK (114)	8	708	5062	18.2	267.6			\$882.02	3
Channel	213-19 STXRIB (113)	8	708	4700	18.0	249.1	235.7	27	\$778.25	36
Pioneer	1311 AMXT (113)	8	708	4718	17.9	250.3	236.8	26	\$782.95	34
Pfister	71C1 SSR (111)	8	708	4616	18.8	242.2	229.2	34	\$750.93	45
Dekalb 64-34 GENSS	CHECK (114)	8	708	4642	19.1	242.7			\$792.84	29
Stone	6368 STX (113)	8	708	4824	19.0	252.5	258.3	5	\$844.74	7
Becks	6489	8	708	4732	18.2	250.2	255.9	8	\$843.47	9
Channel	214-45 STXRIB (114)	8	708	4368	17.4	233.2	238.5	24	\$792.40	30
Dekalb 64-34 GENSS	CHECK (114)	8	708	4300	17.5	229.3			\$760.88	43
LG	5643 STX (114)	8	708	4290	18.1	227.1	233.9	31	\$771.73	40
Titan Pro	68-14 SSRIB (114)	8	708	4630	18.3	244.5	251.8	11	\$829.23	14
Wyffels	8268 SSRIB (116)	8	708	4534	18.8	237.9	245.1	19	\$803.08	25
Dekalb 64-34 GENSS	CHECK (114)	8	708	4540	18.4	239.4			\$787.58	33
LG	5650 STX (115)	8	708	4712	18.6	247.9	243.9	20	\$800.64	27
Dekalb	66-74 GENSS (116)	8	708	4544	18.9	238.2	234.3	30	\$766.97	41
Wyffels	8918 SSRIB (116)	8	708	4850	19.3	252.9	248.9	14	\$811.34	23
Dekalb 64-34 GENSS	CHECK (114)	8	708	4708	17.4	251.3			\$834.90	13
Croplan	4895	8	708	4988	17.6	265.6	254.4	10	\$843.30	10
Wyffels	7578	8	708	4646	18.2	245.6	235.2	28	\$775.17	39
Channel	212-20	8	708	4720	18.5	248.6	238.1	25	\$782.31	35
Dekalb 64-34 GENSS	CHECK (114)	8	708	4772	18.0	252.9			\$835.17	12
Wyffels	7976	8	708	4360	17.4	232.7	233.7	32	\$776.22	38
Moews	3629	8	708	4272	16.4	230.8	231.7	33	\$777.30	37
Burrus	3H85	8	708	4664	18.3	246.3	247.2	16	\$814.07	20
Dekalb 64-34 GENSS	CHECK (114)	8	708	4324	18.4	228.0			\$750.11	46
Wyffels	6898	8	708	5024	19.3	262.0	278.4	1	\$907.80	1
Golden Harvest	12W66	8	708	4462	18.2	235.9	250.7	12	\$826.20	16
Becks	6067	8	708	4790	18.5	252.3	268.1	3	\$881.07	4
Dekalb 64-34 GENSS	CHECK (114)	8	708	4260	17.8	226.3			\$748.85	47
Golden Harvest	10T63	8	708	4568	18.3	241.2	256.3	6	\$843.96	8
Burrus	6P75	8	708	4382	18.4	231.1	245.6	18	\$807.80	24
Moews	3808	8	708	4840	18.3	255.6	271.6	2	\$894.21	2
Dekalb 64-34 GENSS	CHECK (114)	8	708	4340	18.7	228.0			\$747.89	48
Croplan	5678	8	708	4832	18.0	256.1	261.1	4	\$862.22	5
Wyffels	7696	8	708	4698	17.5	250.5	255.4	9	\$847.57	6
Croplan	X1711	8	708	4768	18.5	251.1	256.1	7	\$841.45	11
Dekalb 64-34 GENSS	CHECK (114)	8	708	4690	19.0	245.5			\$802.83	26
Pfister	2770	8	708	4730	19.0	247.6	241.5	22	\$789.58	31
Pfister	2874	8	708	4888	18.8	256.5	250.1	13	\$819.60	18
Pfister	72C6	8	708	4850	18.8	254.5	248.2	15	\$813.23	21
Dekalb 64-34 GENSS	CHECK (114)	8	708	4756	18.8	249.6			\$817.76	19
BORDER										
CHECK AVERAGE					18.15	241.4			\$796.01	29.08
PLOT AVERAGE					18.09	244.4	239.6		\$806.50	

Busey Ag Services

Replicated Corn Trials

OPERATOR	John Morris	PLANTED:	4/19/2017	INCOME ASSUMPTIONS
LOCATION:	Ivesdale Illinois	HARVESTED:	10/2/2017	
FARM:	Nancy Van Grondelle Farm	PLANTING RATE:	35000	CORN PRICE PER BUSHEL: \$3.40
GPS COORDINATES:	East to West 39 55' 23" N / 88 28' 44" W	PREVIOUS CROP:	Soy	DRYING COST PER BUSHEL: \$0.0325 per point to 15%
		TILLAGE SYSTEM:	Conv	

Company	Entry/Maturity	ROWS	LENGTH	WEIGHT	MOISTURE	YIELD	ADJ/YIELD	RANK	ADJUSTED \$/ACRE	INCOME RANK
BORDER										
Dekalb 64-34 GENSS	CHECK (114)	8	415	2606	18.40	234.5			\$771.25	15
Becks	5828 AMX (110)	8	415	2480	17.00	227.0	227.9	17	\$760.10	18
Channel	210-26 STXRIB (110)	8	415	2666	18.10	240.7	241.8	4	\$797.64	6
Dekalb	60-87 GENSS (110)	8	415	2752	17.20	251.2	252.3	2	\$839.79	2
Pioneer	1197 AMXT (111)	8	415	2752	18.00	248.8	249.9	3	\$825.18	4
Pfister	71C1 SSR (111)	8	415	2704	19.40	240.3	241.3	6	\$785.97	8
Croplan	5290 SSRIB (112)	8	415	2796	17.80	253.4	254.5	1	\$842.08	1
Dekalb 64-34 GENSS	CHECK (114)	8	415	2772	18.80	248.2			\$813.13	5
Dekalb	62-52 GENSS (112)	8	415	2742	18.30	247.0	237.5	10	\$782.08	11
LG	5618 STX (112)	8	415	2732	18.60	245.2	235.8	13	\$774.06	14
Pioneer	1311 AMXT (113)	8	415	2590	18.50	232.7	223.8	18	\$735.46	22
Stone	6368 STX (113)	8	415	2832	19.80	250.4	240.8	8	\$781.18	12
Wyffels	7696 VT2PRIB (113)	8	415	2822	19.50	250.5	240.9	7	\$783.68	9
LG	5643 STX (114)	8	415	2700	18.80	241.7	232.4	14	\$761.61	17
Dekalb 64-34 GENSS	CHECK (114)	8	410	2820	18.70	255.9			\$839.16	3
Titan Pro	68-14 SSRIB (114)	8	410	2594	19.20	233.9	231.9	16	\$756.88	21
LG	5650 STX (115)	8	410	2602	19.30	234.3	232.4	15	\$757.52	20
Channel	216-36 STX (116)	8	410	2638	18.90	238.8	236.7	11	\$774.89	13
Dekalb	66-74 GENSS (116)	8	410	2670	18.70	242.3	240.2	9	\$787.78	7
Wyffels	8268 SSRIB (116)	8	410	2720	19.80	243.5	241.4	5	\$783.05	10
Wyffels	8918 SSRIB (116)	8	410	2650	19.40	238.4	236.3	12	\$769.77	16
Dekalb 64-34 GENSS	CHECK (114)	8	410	2590	19.40	233.0			\$758.79	19
BORDER										
CHECK AVERAGE					18.83	242.9			\$795.58	10.5
PLOT AVERAGE					18.71	242.3	238.8		\$785.50	

Busey Ag Services

Replicated Corn Trials

OPERATOR	Chris Schick	PLANTED:	4/25/2017	INCOME ASSUMPTIONS
LOCATION:	Forsyth Illinois	HARVESTED:	10/30/2017	
FARM:	Decatur Memorial Foundation - Albert Farm	PLANTING RATE:	36000	CORN PRICE PER BUSHEL: \$3.40
GPS COORDINATES:	South to North	PREVIOUS CROP:	Soy	DRYING COST PER BUSHEL: \$0.0325 per point to 15%
	39 56' 48" N / 88 56' 14" W	TILLAGE SYSTEM:	Conv	

Company	Entry/Maturity	ROWS	LENGTH	WEIGHT	MOISTURE	YIELD	ADJ/YIELD	RANK	ADJUSTED \$/ACRE	INCOME RANK
---------	----------------	------	--------	--------	----------	-------	-----------	------	------------------	-------------

BORDER										
Dekalb 64-34 GENSS	CHECK (114)	8	540	3026	16.80	213.3			\$712.84	28
Becks	5828 AMX (110)	8	540	2970	15.90	211.6	225.0	17	\$758.32	18
Channel	210-26 STXRIB (110)	8	540	3186	15.90	227.0	241.3	3	\$813.47	4
Dekalb	60-87 GENSS (110)	8	540	3060	16.20	217.3	231.0	10	\$776.26	12
Pioneer	1197 AMXT (111)	8	540	3100	16.40	219.6	233.4	8	\$783.01	11
Pfister	71C1 SSR (111)	8	540	3002	16.60	212.1	225.5	16	\$754.98	20
Croplan	5290 SSRIB (112)	8	540	3062	16.50	216.6	230.3	11	\$771.74	14
Dekalb 64-34 GENSS	CHECK (114)	8	540	3184	16.20	226.1			\$759.88	17
Dekalb	62-52 GENSS (112)	8	540	3324	16.30	235.7	236.5	5	\$794.23	8
LG	5618 STX (112)	8	540	3348	16.40	237.2	238.0	4	\$798.24	7
Pioneer	1311 AMXT (113)	8	540	3162	16.70	223.2	223.9	18	\$749.00	22
Stone	6368 STX (113)	8	540	3570	16.70	252.0	252.8	1	\$845.65	1
Wyffels	7696 VT2PRIB (113)	8	540	3500	16.10	248.8	249.7	2	\$839.90	2
LG	5643 STX (114)	8	540	3284	15.80	234.3	235.1	6	\$793.18	9
Dekalb 64-34 GENSS	CHECK (114)	8	540	3380	16.40	239.4			\$803.17	5
Titan Pro	68-14 SSRIB (114)	8	540	3236	17.00	227.6	217.1	21	\$723.93	26
LG	5650 STX (115)	8	540	3364	17.00	236.6	225.7	15	\$752.57	21
Channel	216-36 STX (116)	8	540	3426	16.50	242.4	231.2	9	\$774.81	13
Dekalb	66-74 GENSS (116)	8	540	3450	16.20	245.0	233.7	7	\$785.32	10
Wyffels	8268 SSRIB (116)	8	540	3378	17.00	237.6	226.6	14	\$755.70	19
Wyffels	8918 SSRIB (116)	8	540	3280	16.60	231.8	221.1	20	\$740.19	24
Dekalb 64-34 GENSS	CHECK (114)	8	540	3550	16.80	250.3			\$836.28	3
Channel	212-10 STX (112)	8	540	3182	16.50	225.1	215.1	23	\$720.88	27
Titan Pro	74-12 SSRIB (112)	8	540	3376	16.10	240.0	229.3	12	\$771.48	15
Channel	213-19 STX (113)	8	540	3176	15.90	226.3	216.2	22	\$728.91	25
Channel	214-45 STX (114)	8	540	3358	16.20	238.4	227.8	13	\$765.71	16
Channel	215 - 75 STX (115)	8	540	3270	16.20	232.2	221.9	19	\$745.64	23
Dekalb 64-34 GENSS	CHECK (114)	8	540	3364	16.30	238.6			\$801.10	6
BORDER										

CHECK AVERAGE					16.50	233.5			\$782.65	11.80
PLOT AVERAGE					16.40	231.7	229.9		\$773.44	

Busey Ag Services

Replicated Corn Trials

OPERATOR	Paul & Lucas Roney	PLANTED:	4/19/2017	INCOME ASSUMPTIONS
LOCATION:	Sullivan Illinois	HARVESTED:	9/22/2017	
FARM:	Winifred Titus Sentel Trust Farm	PLANTING RATE:	35,000	CORN PRICE PER BUSHEL: \$3.40
GPS COORDINATES:	West to East	PREVIOUS CROP:	Soy	DRYING COST PER BUSHEL: \$0.0325 per point to 15%
		TILLAGE SYSTEM:	Conv	

Company	Entry/Maturity	ROWS	LENGTH	WEIGHT	MOISTURE	YIELD	ADJ/YIELD	RANK	ADJUSTED \$/ACRE	INCOME RANK
BORDER										
Dekalb 64-34 GENSS	CHECK (114)	8	551	3828	20.70	252.1			\$810.38	1
Becks	5828 AMX (110)	8	548	3462	18.30	236.2	224.7	13	\$739.83	8
Channel	210-26 STXRIB (110)	8	535	3264	18.90	226.4	215.4	17	\$705.02	19
Dekalb	60-87 GENSS (110)	8	532	3536	20.20	242.7	230.9	8	\$746.01	6
Pioneer	1197 AMXT (111)	8	528	3354	22.70	224.7	213.8	18	\$673.27	23
Pfister	71C1 SSR (111)	8	520	3456	22.20	236.6	225.1	12	\$712.63	17
Croplan	5290 SSRIB (112)	8	515	3084	23.20	210.4	200.2	21	\$627.34	26
Dekalb 64-34 GENSS	CHECK (114)	8	508	3350	21.70	236.3			\$751.84	5
Dekalb	62-52 GENSS (112)	8	503	3178	21.70	226.4	234.4	6	\$745.89	7
LG	5618 STX (112)	8	487	3146	23.10	227.3	235.4	5	\$738.29	9
Pioneer	1311 AMXT (113)	8	480	2688	23.90	195.0	201.9	20	\$628.10	25
Stone	6368 STX (113)	8	477	3292	24.50	238.4	246.9	2	\$763.16	3
Wyffels	7696 VT2PRIB (113)	8	470	3078	23.80	228.3	236.4	4	\$736.27	11
LG	5643 STX (114)	8	466	2866	23.50	215.3	222.9	14	\$696.34	20
Dekalb 64-34 GENSS	CHECK (114)	8	460	2836	24.70	212.4			\$655.26	24
Titan Pro	68-14 SSRIB (114)	8	456	2766	23.80	211.5	222.9	15	\$694.05	21
Channel	216-36 STX (116)	8	452	2854	23.40	221.3	233.2	7	\$729.30	13
LG	5650 STX (115)	8	448	3030	23.80	235.8	248.5	1	\$773.88	2
Dekalb	66-74 GENSS (116)	8	440	2776	24.20	218.8	230.6	9	\$715.11	16
Wyffels	8268 SSRIB (116)	8	438	2900	24.10	229.9	242.3	3	\$752.24	4
Wyffels	8918 SSRIB (116)	8	433	2622	22.00	216.1	227.8	10	\$722.56	14
Dekalb 64-34 GENSS	CHECK (114)	8	430	2714	20.90	228.4			\$732.89	12
Munson	7252 SSRIB (112)	8	421	2488	20.30	215.5	219.2	16	\$707.39	18
Titan Pro	74-12 SSRIB (112)	8	415	2438	21.90	209.9	213.5	19	\$677.98	22
BORDER										
CHECK AVERAGE					22.00	232.3			\$737.59	
PLOT AVERAGE					22.40	224.8	226.3		\$718.13	

Busey Ag Services

Replicated Corn Trials

OPERATOR	Mark Lillpop	PLANTED:	4/15/2017	INCOME ASSUMPTIONS
LOCATION:	Dalton City Illinois	HARVESTED:	9/21/2017	
FARM:	John Ullrich Foundation	PLANTING RATE:	35,000	CORN PRICE PER BUSHEL: \$3.40
GPS COORDINATES:	East to West 39 40' 2" N / 88 52' 60" W	PREVIOUS CROP:	Soy	DRYING COST PER BUSHEL: \$0.0325 per point to 15%
		TILLAGE SYSTEM:	Conv	

Company	Entry/Maturity	ROWS	LENGTH	WEIGHT	MOISTURE	YIELD	ADJ/YIELD	RANK	ADJUSTED \$/ACRE	INCOME RANK	
BORDER											
Dekalb 64-34 GENSS	CHECK (114)	8	500	3342	22.90	235.8			\$741.17	5	
Becks	5828 AMX (110)	8	500	2986	22.10	212.9	203.4	20	\$644.62	24	
Channel	210-26 STXRIB (110)	8	500	3244	21.40	233.3	223.0	12	\$711.68	11	
Dekalb	60-87 GENSS (110)	8	500	3330	21.90	238.0	227.4	9	\$722.20	9	
Pioneer	1197 AMXT (111)	8	500	3376	22.20	240.4	229.7	8	\$727.13	8	
Pfister	71C1 SSR (111)	8	500	3272	23.50	229.1	218.9	13	\$683.71	17	
Croplan	5290 SSRIB (112)	8	500	3004	23.30	210.9	201.5	21	\$630.66	26	
Dekalb 64-34 GENSS	CHECK (114)	8	500	3356	23.00	236.5			\$742.54	3	
Dekalb	62-52 GENSS (112)	8	500	3256	21.40	234.2	231.9	5	\$740.27	6	
LG	5618 STX (112)	8	500	3278	20.40	238.8	236.5	3	\$762.44	2	
Pioneer	1311 AMXT (113)	8	500	2976	21.80	213.0	210.9	18	\$670.43	19	
Stone	6368 STX (113)	8	500	3744	23.80	261.1	258.5	1	\$805.07	1	
Wyffels	7696 VT2PRIB (113)	8	500	3436	24.20	238.3	236.0	4	\$731.89	7	
LG	5643 STX (114)	8	500	3096	24.40	214.2	212.1	15	\$656.35	22	
Dekalb 64-34 GENSS	CHECK (114)	8	500	3190	24.90	219.2			\$674.86	18	
Titan Pro	68-14 SSRIB (114)	8	500	3032	25.10	207.8	208.4	19	\$640.25	25	
LG	5650 STX (115)	8	500	3056	24.40	211.4	212.0	16	\$656.17	23	
Channel	216-36 STX (116)	8	500	3004	23.30	210.9	211.5	17	\$661.95	21	
Dekalb	66-74 GENSS (116)	8	500	3324	24.60	229.4	230.0	7	\$710.33	12	
Wyffels	8268 SSRIB (116)	8	500	3634	26.50	244.4	245.1	2	\$741.87	4	
Wyffels	8918 SSRIB (116)	8	500	3410	26.50	229.4	230.0	6	\$696.14	16	
Dekalb 64-34 GENSS	CHECK (114)	8	500	3326	24.20	230.7			\$715.44	10	
LG	5605 STXRIB (111)	8	500	3244	22.60	229.8	224.7	10	\$708.53	13	
Munson	7252 SSRIB (112)	8	500	3120	23.30	219.0	214.2	14	\$670.41	20	
BORDER											
CHECK AVERAGE						22.38	225.6			\$700.18	
PLOT AVERAGE						23.40	227.8	223.8		\$701.92	

Busey Ag Services

Replicated Soybean Trials

OPERATOR	Mark Lillpop	PLANTED:	5/17/2017	INCOME ASSUMPTIONS
LOCATION:	Dalton City, IL	HARVESTED:	9/26/2017	
FARM:	John Ullrich Foundation Farm	PLANTING RATE:	140,000	SOY PRICE PER BUSHEL: \$9.50
GPS COORDINATES:	Planted West to East (Staked in Row 4) 39 40' 9" N/ 88 52' 47" W	PREVIOUS CROP:	Corn	DRYING COST PER BUSHEL: N/A
		TILLAGE SYSTEM:	Conventional	

Company	Entry/Maturity	ROWS	LENGTH	WEIGHT	MOISTURE	YIELD	ADJ/YIELD	RANK	ADJUSTED \$/ACRE	INCOME RANK
BORDER										
Asgrow 36X6		8	545	1032	8.80	72.1			\$684.52	6
Channel	3417 R2X	8	545	1040	9.00	72.5	70.9	8	\$673.80	13
Croplan	RX 3450	8	545	1052	8.90	73.4	71.8	4	\$682.33	8
Asgrow 36X6		8	545	1076	8.80	75.1			\$713.71	1
LG	3550 RX	8	545	1050	8.90	73.2	71.4	5	\$678.46	9
Channel	3617 R2X	8	545	1030	8.80	71.9	70.1	9	\$666.26	14
Asgrow 36X6		8	545	1040	8.80	72.6			\$689.83	4
Pioneer	36T36 X	8	545	970	8.80	67.7	68.9	10	\$654.73	16
Becks	3779 X2	8	545	950	8.80	66.3	67.5	11	\$641.23	17
Asgrow 36X6		8	545	990	9.00	69.0			\$655.23	15
LG	3775 RX	8	545	1000	8.80	69.8	71.8	3	\$682.39	7
Pioneer	38A96 X	8	545	990	8.90	69.0	71.0	6	\$674.82	11
Asgrow 36X6		8	545	1018	8.80	71.1			\$675.24	10
Channel	3917 R2X	8	545	1056	9.10	73.5	73.8	1	\$701.11	2
Stone	2RX 4116	8	545	1020	9.50	70.7	71.0	7	\$674.22	12
Asgrow 36X6		8	545	1046	9.60	72.4			\$687.73	5
LG	3989 R2	8	545	1054	9.50	73.0	72.7	2	\$690.37	3
BORDER										
CHECK AVERAGE										
					8.97	72.0			\$684.38	6.83
PLOT AVERAGE										
					8.99	71.4	71.0		\$678.00	

Busey Ag Services

Replicated Soybean Trials

OPERATOR	John Morris	PLANTED:	5/18/2017	INCOME ASSUMPTIONS
LOCATION:	Ivesdale, IL	HARVESTED:	10/2/2017	
FARM:	Nancy Van Grondelle Farm	PLANTING RATE:	140000	SOY PRICE PER BUSHEL: \$9.50
GPS COORDINATES:	West to East (Staked in Row 4) 39 55' 23" N / 88 28' 44" W	PREVIOUS CROP:	Corn	DRYING COST PER BUSHEL: N/A
		TILLAGE SYSTEM:	Conventional	

Company	Entry/Maturity	ROWS	LENGTH	WEIGHT	MOISTURE	YIELD	ADJ/YIELD	RANK	ADJUSTED \$/ACRE	INCOME RANK
BORDER										
Asgrow 36X6		8	600	1134	9.30	71.5			\$679.49	3
Channel	3417 R2X	8	600	1118	9.20	70.6	69.2	5	\$657.55	11
Croplan	RX 3450	8	600	1116	9.30	70.4	69.0	6	\$655.65	12
Asgrow 36X6		8	600	1134	9.30	71.5			\$679.49	3
LG	3550 RX	8	600	1136	9.20	71.7	70.4	3	\$668.36	7
Channel	3617 R2X	8	600	1060	9.30	66.9	65.6	9	\$622.96	15
Asgrow 36X6		8	600	1132	9.20	71.5			\$679.04	5
Pioneer	36T36 X	8	600	1044	9.20	65.9	64.6	10	\$613.56	16
Becks	3779 X2	8	600	1102	9.30	69.5	68.1	8	\$646.93	14
Asgrow 36X6		8	600	1134	9.10	71.7			\$680.98	2
LG	3775 RX	8	600	1118	9.10	70.7	70.1	4	\$665.53	8
Pioneer	38A96 X	8	600	1100	9.10	69.5	68.9	7	\$654.81	13
Asgrow 36X6		8	600	1108	9.40	69.8			\$663.17	9
Channel	3917 R2X	8	600	1140	9.60	71.7	72.3	1	\$686.42	1
Stone	2RX 4116	8	600	1114	9.80	69.9	70.5	2	\$669.28	6
Asgrow 36X6		8	600	1094	8.90	69.3			\$658.41	10
BORDER										
CHECK AVERAGE					9.20	70.9			\$673.43	5.33
PLOT AVERAGE					9.27	70.1	68.9		\$661.35	

Busey Ag Services

Replicated Soybean Trials

OPERATOR Toohill Brothers
LOCATION: Le Roy, IL
FARM: Toohill Farm
GPS COORDINATES: Sec. 12, T 21 N, R 3 E

PLANTED: 5/16/2017
HARVESTED: 10/29/2017
PLANTING RATE: 157,000
PREVIOUS CROP: Corn
TILLAGE SYSTEM: Conventional

INCOME ASSUMPTIONS
SOY PRICE PER BUSHEL: \$9.50
DRYING COST PER BUSHEL: N/A

Company	Entry/Maturity	ROWS	LENGTH	WEIGHT	MOISTURE	YIELD	ADJ/YIELD	RANK	ADJUSTED \$/ACRE	INCOME RANK
BORDER										
ASGROW 36X6	CHECK (3.6)	11	1180	1438	13.10	64.3			\$610.57	13
ASGROW	33X8 (3.3)	11	1180	1396	13.00	62.5	62.5	14	\$593.34	18
SUN PRAIRIE	35RX6	11	1180	1388	13.30	61.9	61.9	16	\$587.90	20
CHANNEL	3917R2X	11	1180	1424	12.50	64.1	64.1	11	\$608.71	15
PIONEER	36T36X	11	1180	1248	13.10	55.8	55.8	18	\$529.82	22
ASGROW 36X6	CHECK (3.6)	11	1180	1508	13.30	67.2			\$638.82	7
BECKS	3779X2	11	1180	1286	13.30	57.3	61.8	17	\$587.12	21
LG	3550RX	11	1180	1362	13.20	60.8	65.5	7	\$622.53	10
PIONEER	39A98X	11	1180	1354	13.70	60.1	64.8	8	\$615.31	11
STONE	2RX4116	11	1180	1306	13.30	58.2	62.8	13	\$596.25	17
ASGROW 36X6	CHECK (3.6)	11	1180	1224	13.00	54.8			\$520.30	23
BURRUS	35C7	11	1180	1414	13.00	63.3	64.2	10	\$610.32	14
CROPLAN	3556	11	1180	1544	13.40	68.8	69.8	2	\$663.36	3
CHANNEL	3617R2X	11	1180	1420	13.80	63.0	63.9	12	\$607.27	16
PFISTER	32R201	11	1180	1526	13.50	67.9	68.9	3	\$654.87	4
Asgrow 36X6	CHECK (3.6)	11	1180	1676	13.30	74.7			\$709.99	1
CHANNEL	3417RX	11	1180	1590	13.30	70.9	66.0	5	\$626.58	8
PFISTER	35R201	11	1180	1586	13.10	70.9	65.9	6	\$626.44	9
GOLDEN HARVEST	3985X	11	1180	1492	13.10	66.7	62.0	15	\$589.31	19
SUN PRAIRIE	31RX6	11	1180	1646	13.50	73.2	68.1	4	\$647.15	5
Asgrow 36X6	CHECK (3.6)	11	1180	1510	12.80	67.7			\$643.35	6
BURRUS	36A1X	11	1180	1494	13.30	66.6	64.7	9	\$614.44	12
GOLDEN HARVEST	2981X	11	1180	1636	13.50	72.8	71.8	1	\$682.40	2
BORDER										
CHECK AVERAGE					13.10	65.7			\$624.61	10
PLOT AVERAGE					13.23	64.9	64.7		\$616.79	

Busey Ag Services

Replicated Soybean Trials

OPERATOR Lynn Atteberry
LOCATION: Weldon, IL
FARM: Titus Farm
GPS COORDINATES: Sec. 2, T 19 N, R 3 E

PLANTED: 5/17/2017
HARVESTED: 10/20/2017
PLANTING RATE: 140,000
PREVIOUS CROP: Corn
TILLAGE SYSTEM: Conventional

INCOME ASSUMPTIONS
SOY PRICE PER BUSHEL: \$9.50
DRYING COST PER BUSHEL: N/A

Company	Entry/Maturity	ROWS	LENGTH	WEIGHT	MOISTURE	YIELD	ADJ/YIELD	RANK	ADJUSTED \$/ACRE	INCOME RANK
BORDER										
ASGROW 36X6	CHECK (3.6)	6	1164	1168	10.90	49.7			\$472.52	21
BURRUS	36A1X	6	1164	1170	10.70	49.9	57.2	12	\$543.82	15
GOLDEN HARVEST	3985X	6	1164	1192	10.50	51.0	58.5	9	\$555.29	12
CHANNEL	3917R2X	6	1164	1524	10.90	64.9	74.4	1	\$706.78	1
CROPLAN	3556	6	1164	1390	11.00	59.1	67.8	3	\$643.91	3
ASGROW 36X6	CHECK (3.6)	6	1164	1192	10.80	50.8			\$482.77	20
BECKS	3779X2	6	1164	1172	10.70	50.0	51.7	16	\$491.25	19
LG	3550RX	6	1164	1462	10.80	62.3	64.4	6	\$612.12	7
PIONEER	39A98X	6	1164	1506	10.70	64.3	66.4	5	\$631.25	5
STONE	2RX4116	6	1164	1354	11.10	57.5	59.5	8	\$564.99	11
ASGROW 36X6	CHECK (3.6)	6	1164	1430	11.20	60.7			\$576.56	9
PFISTER	35R201	6	1164	1454	10.90	61.9	56.9	14	\$540.85	17
LG	3775RX	6	1164	1460	10.80	62.2	57.2	13	\$543.69	16
PIONEER	36T36X	6	1164	1456	10.50	62.3	57.3	11	\$544.02	14
PFISTER	32R201	6	1164	1426	10.50	61.0	56.1	15	\$532.81	18
Asgrow 36X6	CHECK (3.6)	6	1164	1524	11.20	64.7			\$614.46	6
ASGROW	33X8	6	1164	1492	10.90	63.5	57.7	10	\$548.13	13
PIONEER	40A47X	6	1164	1736	11.20	73.7	66.9	4	\$635.62	4
CHANNEL	3617R2X	6	1164	1572	11.20	66.7	60.6	7	\$575.57	10
GOLDEN HARVEST	2788X	6	1164	1432	11.20	60.8	74.0	2	\$702.95	2
Asgrow 36X6	CHECK (3.6)	6	1164	1462	10.90	62.3			\$591.46	8
BORDER										
CHECK AVERAGE					11.00	57.6			\$547.55	12.8
PLOT AVERAGE					10.89	60.0	61.7		\$576.71	